

# Henry-Stark Counties Cooperative for Special Education

## Schedule of Revenues Received and Expenditures Disbursed

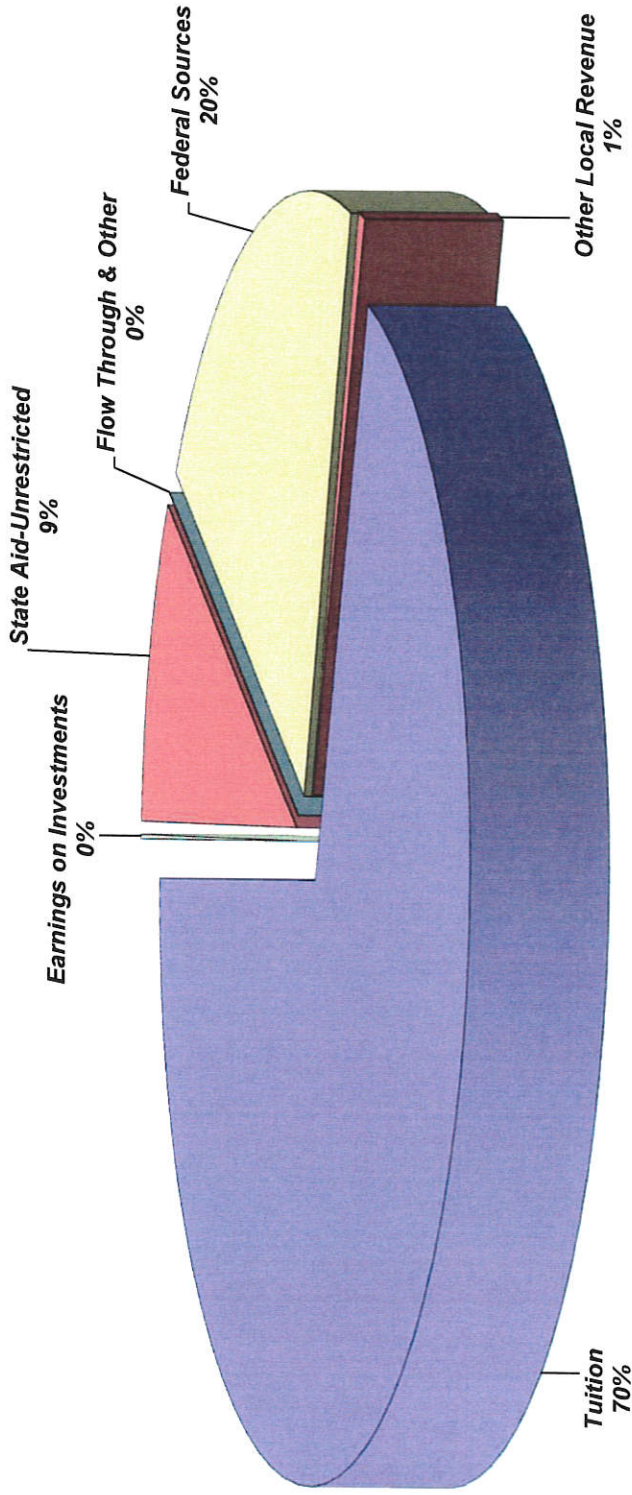
### Educational Fund and Tort Fund

For The Fiscal Years Ended June 30, 2018, 2019, and 2020

	FY '18	FY '19	FY '20	FY '19 to FY '20
Cash Revenue Received				
From Local Sources:				
Tuition	4,950,766	4,543,245	7,379,594	2,836,349
Earnings on Investments	4,697	6,275	12,574	6,299
Other Local Revenue	<u>125,640</u>	<u>65,316</u>	<u>70,127</u>	<u>4,811</u>
Total Local Sources	<u>5,081,103</u>	<u>4,614,836</u>	<u>7,462,295</u>	<u>2,847,459</u>
From State Sources:				
State Aid - Unrestricted	927,521	927,521	927,521	0
Special Education	463,761	0	0	0
Free Lunch and Breakfast	850	818	578	(240)
From Federal Sources	<u>1,755,933</u>	<u>1,872,264</u>	<u>2,148,684</u>	<u>276,420</u>
 Total Cash Received (Excluding Interfund Trans.)	 <u>8,229,168</u>	 <u>7,415,439</u>	 <u>10,539,078</u>	 <u>3,123,639</u>
 Cash Expenditures Disbursed:				
Instruction:				
Special Programs	<u>4,337,762</u>	<u>4,340,773</u>	<u>4,658,631</u>	<u>317,858</u>
Total Instruction	<u>4,337,762</u>	<u>4,340,773</u>	<u>4,658,631</u>	<u>317,858</u>
Support Services:				
Pupils	1,956,467	2,377,296	2,191,490	(185,806)
Instructional Staff	795,693	854,785	817,717	(37,068)
General Administration	384,943	364,958	376,928	11,970
School Administration	139,861	126,046	129,908	3,862
Business	196,808	245,155	213,670	(31,485)
Central	<u>16,649</u>	<u>15,972</u>	<u>15,745</u>	<u>(227)</u>
Total Support Services	<u>3,490,421</u>	<u>3,984,212</u>	<u>3,745,458</u>	<u>(238,754)</u>
Community Services	<u>23,274</u>	<u>39,257</u>	<u>5,699</u>	<u>(33,558)</u>
Nonprogrammed Charges	<u>130,289</u>	<u>0</u>	<u>138,701</u>	<u>138,701</u>
 Total Cash Expenditures (Excluding Transfers)	 <u>7,981,746</u>	 <u>8,364,242</u>	 <u>8,548,489</u>	 <u>184,247</u>
 Excess Cash Revenue Received (Cash Expenditures Disbursed) (Excluding Transfers)	 <u>247,422</u>	 <u>(948,803)</u>	 <u>1,990,589</u>	 <u>2,939,392</u>
*****				
Budgetary Comparisons	<u>Actual</u>	<u>Budget</u>		
Cash Revenue Received	10,539,078	8,536,450	123.46%	
Cash Expenditures Disbursed	<u>8,548,489</u>	<u>8,506,498</u>	100.49%	
Excess	1,990,589	29,952		
*****				
	<u>6/30/2019</u>	<u>6/30/2020</u>	<u>Incr(Deer)</u>	
Fund Balance	184,915	2,180,250	1,995,335	
Restricted funds	<u>(49,305)</u>	<u>(76,816)</u>	<u>27,511</u>	
Unrestricted Fund Balance	135,610	2,103,434	1,967,824	
Unpaid Teacher's Contracts	<u>(772,406)</u>	<u>(756,795)</u>	<u>(15,611)</u>	
Unencumbered Equity	<u>(636,796)</u>	<u>1,346,639</u>	<u>1,983,435</u>	

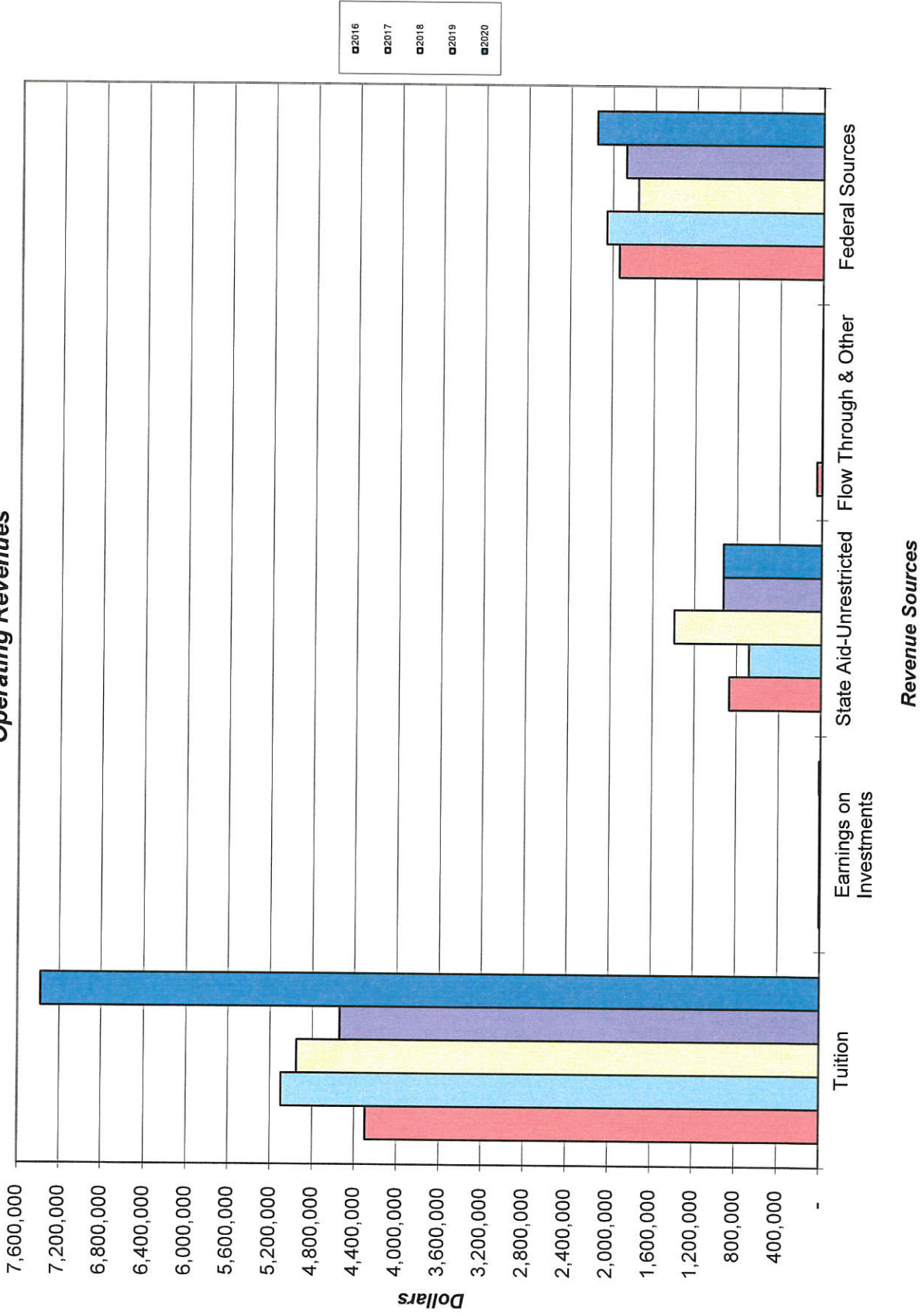
# Henry-Stark Counties Cooperative for Special Education

2020 Operating Revenues



	Fiscal Year				
	<u>2016</u>	<u>2017</u>	<u>2018</u>	<u>2019</u>	<u>2020</u>
<b>Local</b>	61%	66%	62%	62%	71%
<b>State</b>	12%	9%	17%	13%	9%
<b>Federal</b>	27%	26%	21%	25%	20%

# Henry-Stark Counties Cooperative for Special Education Operating Revenues



# Henry-Stark Counties Cooperative for Special Education

## Expenditures Disbursed by Object

### Educational Fund & Tort Fund

For The Fiscal Years Ended June 30, 2018, 2019, and 2020

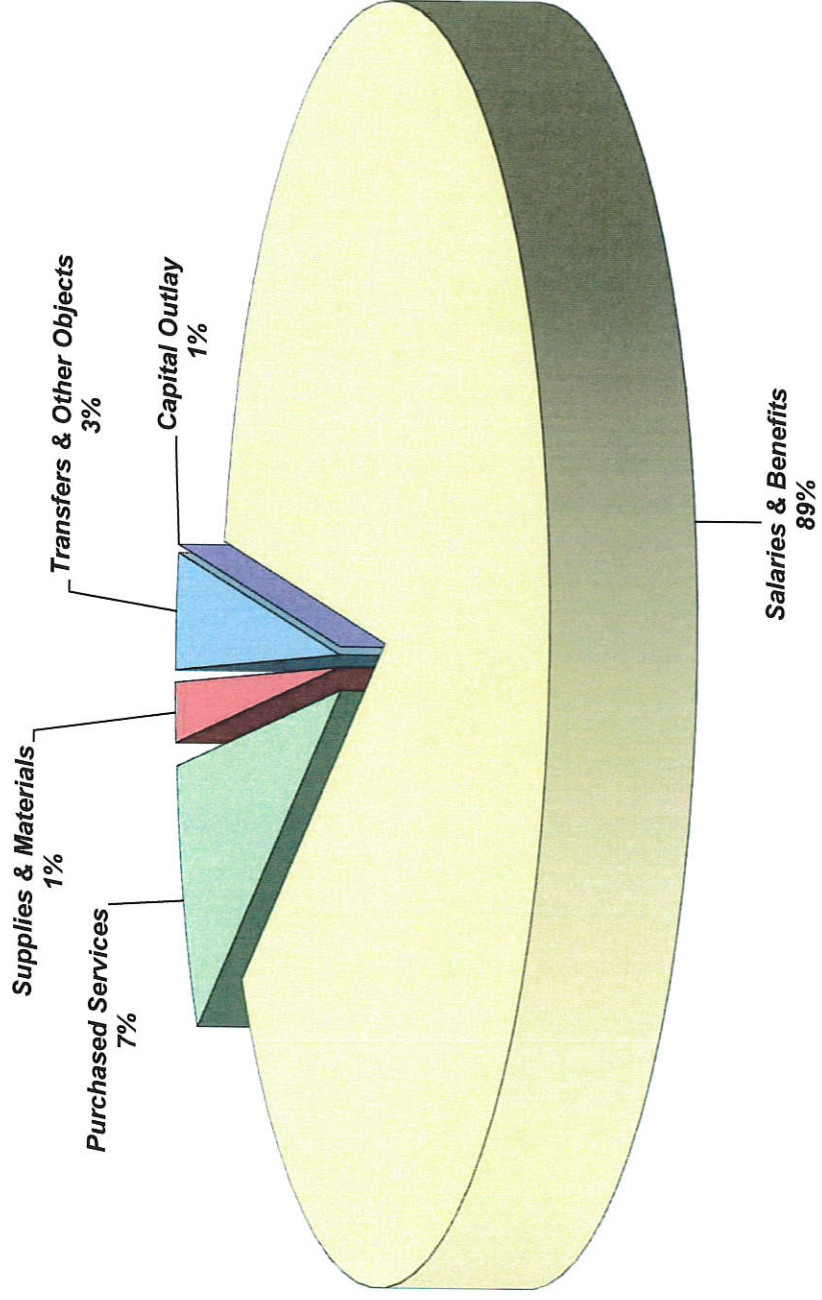
	<i>Fiscal Year '20</i>	
	<u>Actual</u>	<u>Percentage</u>
Salaries & Employee Benefits	7,583,741	88.7%
Purchased Services	586,935	6.9%
Supplies and Materials	128,712	1.5%
Capital Outlay	-	0.0%
Other Objects	179,160	2.1%
Non Capitalized Equipment	69,941	0.9%
Total	<u>8,548,489</u>	<u>100.1%</u>

	<i>Fiscal Year '19</i>	
	<u>Actual</u>	<u>Percentage</u>
Salaries & Employee Benefits	7,396,166	88.4%
Purchased Services	701,300	8.4%
Supplies and Materials	153,831	1.9%
Capital Outlay	-	0.0%
Other Objects	36,217	0.4%
Non Capitalized Equipment	76,728	0.9%
Total	<u>8,364,242</u>	<u>100.0%</u>

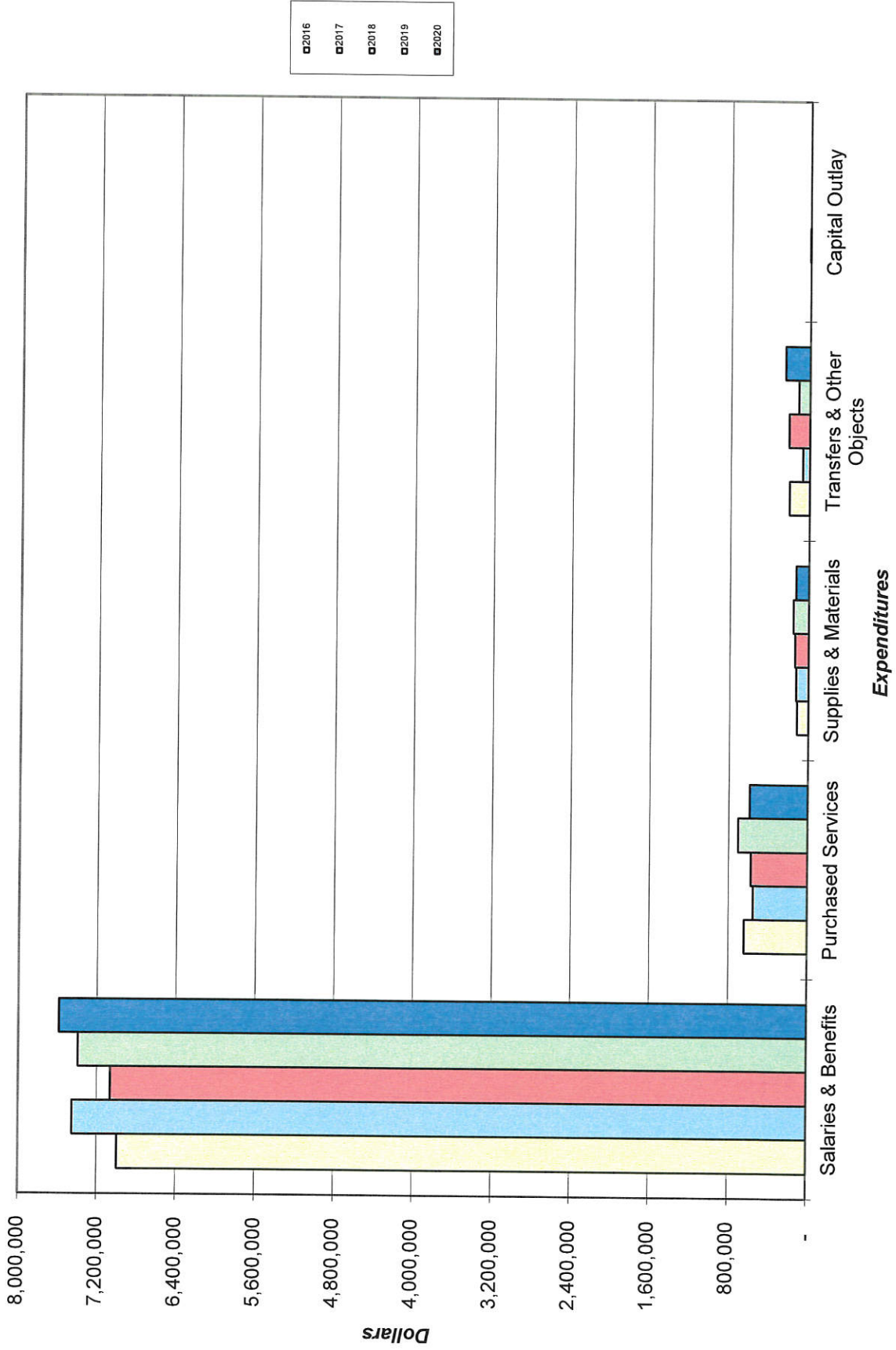
	<i>Fiscal Year '18</i>	
	<u>Actual</u>	<u>Percentage</u>
Salaries & Employee Benefits	7,063,835	88.5%
Purchased Services	573,103	7.2%
Supplies and Materials	135,351	1.7%
Capital Outlay	-	0.0%
Other Objects	163,324	2.0%
Non Capitalized Equipment	46,133	0.6%
Total	<u>7,981,746</u>	<u>100.0%</u>
	<u>1,502,899</u>	<u>0</u>

# Henry-Stark Counties Cooperative for Special Education

## 2020 Operating Expenses

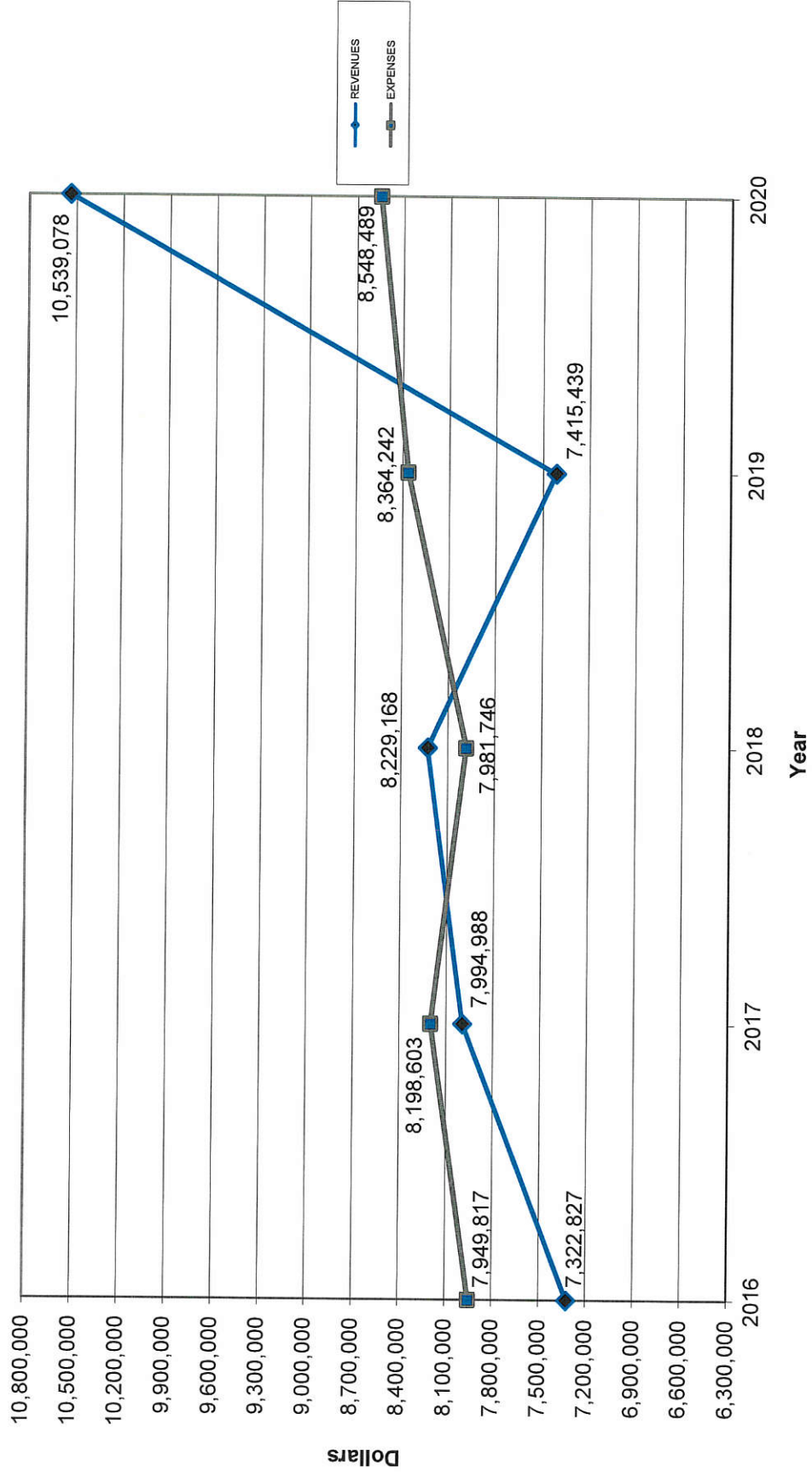


# Henry-Stark Counties Cooperative for Special Education Operating Expenses

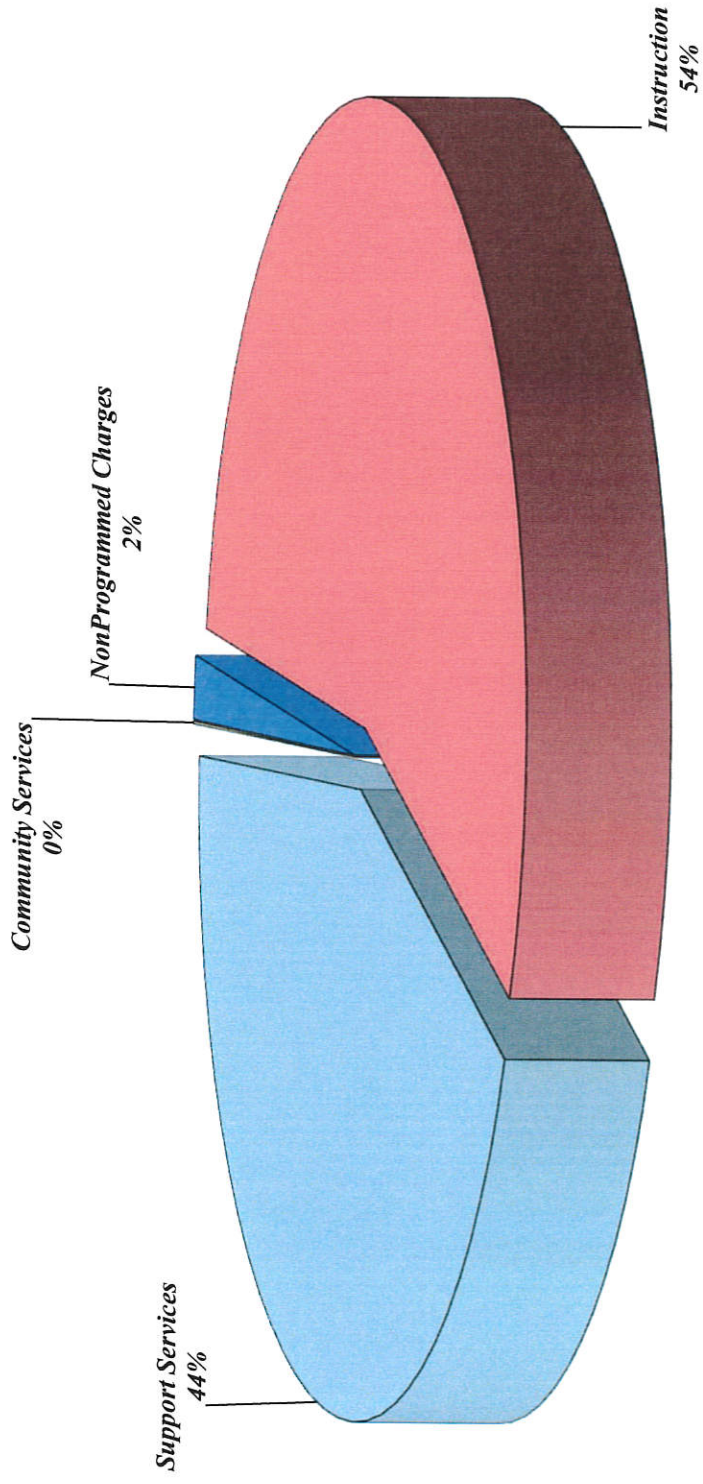


# Henry-Stark Counties Cooperative for Special Education

## Revenue and Expense Not Including Other Sources and Uses Comparison



# Henry-Stark Counties Cooperative for Special Education 2020 Operating Expenses





# Henry-Stark Counties Cooperative for Special Education Operating Expenses

